

Adding Bulbs to Your Landscape

In Central Texas

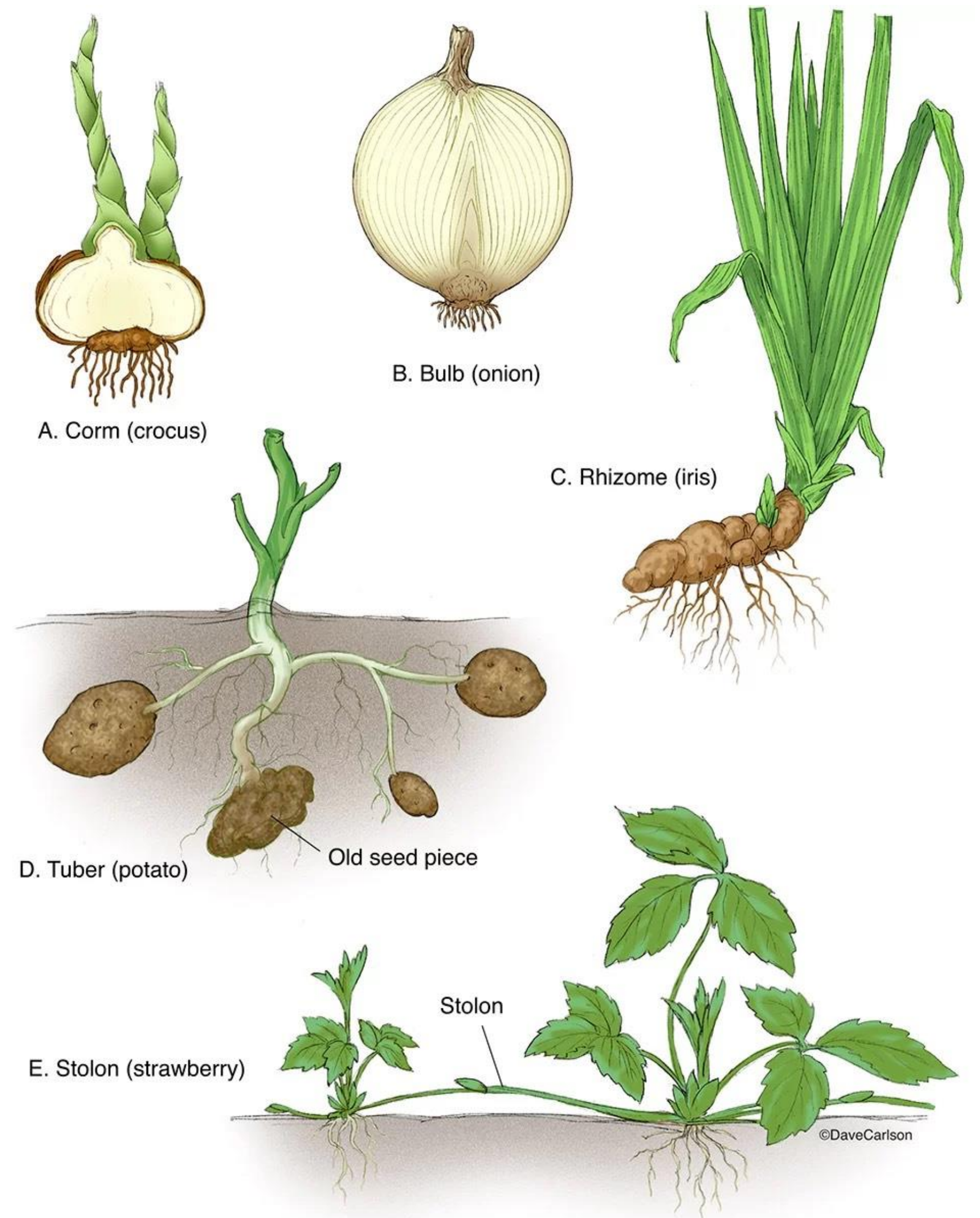
January, 2024

Objectives

- For attendees to learn:
 - about growing bulbs in Central Texas
 - which bulbs to plant in Fall and which bulbs to plant in Spring
 - Which bulbs naturalize/perennialize in Central Texas
 - Which bulbs they may want to include in their landscaping

What is a Bulb?

- The term “bulb” is used to describe flowers and vegetables that have some sort of food storage mechanism in their stems or roots.
- “True Bulb”, rhizomes, tubers, corms, tuberous roots, stolon (creeping stems with roots) fall under the category of bulbs.



Where and When to Plant Bulbs

- Plant spring blooming bulbs in the fall, such as: Daffodils, Bearded Iris, Dutch Iris, Snow Drop
- Plant when the night temperatures are under 50*, Thanksgiving time
- No later the December 31st (?)
- No planting in soggy soil
- Plant in sun to part shade
- Plant under deciduous tree or early morning sun... flowering will last longer

Amaryllidaceae Family

Bulbs that perennialize in Texas



Amaryllis

After your Amaryllis stops flowering indoors, keep it in a sunny location until the risk of frost passes.

Once the chance of frost has passed, usually mid-April, you can plant the bulb outside.

Plant the bulb outdoors the same way you planted it indoors, leaving 1/3 of the bulb above the ground.



DIFFERENT NAMES, SAME FLOWER

- Narcissus
- Jonquil
- Daffodills




Paperwhite Narcissus Daffodil

- Perennials only in California and parts of Texas
- A gift that may be planted in your garden
- Wonderful aroma, and blossom in January
- May be forced bloom indoors between November and December



How to Plant Snowdrops

- Snowdrops may be planted in the fall as bulb or in the spring as plants
- They enjoy full sun to light shade and rich, well-drained soil
- Like other spring-blooming bulbs, snowdrops use their foliage to generate energy for next year's flowers.



Glory-of-the-Snow, *Chionodoxa forbesii*

- Planting technique is consistent with Snowdrops
- They can spread and naturalize under the right conditions and are hardy in zones 3-8
- Very similar to Siberian Squill, Scilla family





Tulips In Central Texas

- Tulips do not naturalize/perennialize in Central Texas
- Heat is a tulips worse enemy
- However, the bulbs are easily fooled: **Refrigerate them six to eight weeks** before planting to give them the cold they need to bloom
- **Dig them up every** year put in mesh bags in dark place, refrigerate 6 weeks before planting “again”
- *OR ELSE ...*



Tulipa Praecox


- Tulipa praecox (the "Texas Tulip" or "Fire Tulip" or Pink Impression Tulipa") promises gardeners break from the "chilling routine"
- Naturalizing tulip garden in the heat of Central Texas
- Found blooming and multiplying naturally in old Texas towns and abandoned lots for over a hundred



Layering Bulbs



- Deep wide pot
- Fresh potting soil
- Holes in bottom
- Plant according to bloom dates
- Sunny location



Overlook their looks...

- All of these irises will perform equally well



Dormant plants/bulbs

- Are easier to plant
- Have increased survivability
- Irregular scars won't damage bulbs
- Healthy bulbs are firm and plump
- Avoid planting if:
 - Strange "fuzz"
 - Storage mold



Amaryllidaceae Family

Bulbs that perennialize in Texas



WARNING

**Unfortunately,
regardless of the zone,
deer are likely to
frequent your garden
to have their share of
your beautiful lily
blooms.**

Except for...



Native Texan Lilies

- Oxblood lilies are native Texan and deer resistant
- Rain Lilies are also native Texan running all the way down to South America, also deer resistant



Spider Lilies

Spring planting

- [Grow spider lilies from bulbs](#). Each bulb will produce one to four flower stems.
- Fall or early spring is the best times to plant spider lily bulbs.
- You'll get the most flowers if you plant them in full sun to partial shade.
- Dig a hole and plant spider lily bulbs pointed end up. Place them so their necks are at just above the soil surface.
- Don't bury the top of the bulb or it may not flower.



Canna Lily

- Canna lilies are heat and drought tolerant once established.
- They do well in containers and marshy areas.
- Cannas grow in wet, boggy areas.



Caladiums

- Plant caladium bulbs in April
- Wait until temperature reaches 70*
- Grows best in full to partial shade



Elephant Ears

- Grows best in part shade to filtered sun
- Organically rich soil works best
- Plant will return each year



Gladiolus

- Byzantine Gladiolus grow best in Central Texas
- Plant gladiolus 2 weeks after frost. May be planted until early July



Credits

- Southern Bulb Company, Golden, Texas
- K. Van Bourgandine
- High Country Nursery
- Portland Nursery

Objectives

- For attendees to learn:
 - about growing bulbs in Central Texas
 - which bulbs to plant in Fall and which bulbs to plant in Spring
 - Which bulbs naturalize/perennialize in Central Texas
 - Which bulbs they may want to include in their landscaping