

eGardening with the Masters


A Publication of the Hunt County Master Gardener Association

The Rose—A Symbol of Love and Compassion


Roses have been long used as symbols in a number of societies. Roses are ancient symbols of love and beauty. "Rose" means pink or red in a variety of languages such as Romance languages and Greek. In today's world the rose is used as a symbol of love and compassion in many countries. The meaning ascribed to the rose depends on context; general examples include the romantic love of roses given on Valentine's Day, as part of courtship or for an anniversary; filial love in the case of mother's day; compassion in the case of a funeral.

Ever wondered about rose flower meanings before you gift roses to your beloved?


Roses have inspired people over the ages to develop a language of roses by ascribing meanings to color, variety and number of roses being gifted. Traditionally, the rose is considered the flower of love. Nothing beats red roses in saying "I Love You" on Valentine's Day.




Red Roses. A red rose is an unmistakable expression of love. Red roses convey deep emotions—be it love, longing or desire. Red roses can also be used to convey respect, admiration or devotion. A deep red rose can be used to convey heartfelt regret or sorrow. The number of red roses has special romantic meanings associated with them. 12 red roses is the most popular of all which means "Be mine" or "I love you."




White Roses. White is the color of purity, chastity and innocence. White flowers are generally associated with new beginnings and make an ideal accompaniment to a first-time bride walking down the aisle. White flowers can be used to convey sympathy or humility. They also are indicative of spirituality. Hence, white roses also follow suit.




Yellow Roses. Yellow roses are an expression of exuberance. Yellow roses evoke expressions of joy, warmth and welcome. They are symbols of friendship and caring. The yellow rose, like other roses, does not carry an undertone of romance. It indicates purely platonic emotions.




Pink Roses. Pink roses are used to convey gentle emotions such as joy, gratitude and admiration. Light pink blooms are indicative of sweetness and innocence. Deep pink rose blooms convey deep gratitude and appreciation. Pink roses also connote elegance and grace.



Orange Roses. While a yellow rose reminds us of the sun, an orange rose reminds us of a fiery blaze. These fiery blooms signify passion and energy. Orange roses can be used to express intense desire, pride and fervor. They also convey a sense of fascination. These flowers rival only the red roses as messengers of passion in romance.



Lavender Roses. A lavender rose conveys enchantment. It also expresses "love at first sight." Darker shades of lavender roses convey a sense of regal majesty and splendor. These roses are used to express fascination and adoration



Mixed Roses. By mixing rose blooms of different colors purposefully, you can create a bouquet of different emotions. A bouquet of red and white roses would mean I love you intensely and my intentions are honorable. A random mix of roses would convey mixed feelings or send the message "I don't know what my feelings are yet, but I like you well enough to send you roses."

Claudine Anderson



I grew up in the country, and back in the day a garden was a must! I grew up in the days when gardening, canning, and cooking from scratch was the norm. I remember when I was young a storm came through and blew our barn away. We fenced that barn yard space and it became a productive garden. It was located some distance from our house. We carried water from the pool, dug a small hole and poured a can of water into a hole, pulled tomato plants that had come up all over the garden and planted one in each hole and waited for the harvest. Those were good tomatoes. We ate, canned and gave them away. Not Master Gardening but it worked.

With the exception of a few years I've always lived in Hunt County. I graduated from Celeste High School, received a BA in Home Economics and a MA in Elementary Education with a Kindergarten Endorsement. I taught 34 years in Kindergarten. During this time I also made wedding cakes and catered weddings. I retired in 2002. I lived in Campbell, Texas, for 38 years and currently live between Tawakoni and Club Lake.

I joined the Master Gardeners in 2007 at the suggestion of my husband after reading an article in the Herald Banner. I've always loved flowers and nature. I remember when I was kid we had a moon plant that

bloomed huge blooms. After that 2007 class I have never looked at a tree or a flower the same. I have no specialties, held no offices and earned no awards. I have seventeen big post oak trees in my front yard, so I do qualify as leaf raking specialist.

There are many things I remember about Master Gardeners, such as working at the booth at the fair, falling on my face coming from the MG Garden, but most of all I remember the Garden Tour of 2008. The 2007 graduates served as co-chairs. That was an experience! Somehow the five of us, Angie Davis, Oni Dixon, Becky Wivagg, Melissa Oaks and I became known as the Fab 5. My husband Don and I have 4 children and their spouses, 7 grandchildren and 2 great grandchildren.

I have been to Haiti, Dominican Republic, Mexico and The Arizona Indian School on mission trips.

I attend Highland Terrace Baptist Church where I am President of my Sunday School class.

I am pleased to be associated with HCMG. In the day when gardening, canning and cooking from scratch was the norm, sweeping the yard to keep it clean was also the norm at our house.

THANK GOODNESS FOR MASTER GARDENERS.

Growing Roses in Northeast Texas



Gardeners can successfully plant and grow roses as long as they follow soil preparation and care instructions. Roses are one of the most popular landscape plants and offer an extraordinary variety of colors and sizes. Older varieties also have a hip—a fruit pod which remains after the petals are gone—that can be used to make a vitamin C-rich tea. Bare-root roses arrive in area nurseries in late January and early February. They are in a dormant state and have bare roots packed in peat. Bare-root roses should be planted right away, while the soil is still cool and moist. Roses already potted in containers have fully developed root systems. Container-grown roses can be planted throughout the season and into fall. If you plant them when temperatures are hot, water the roses deeply and frequently.

Step 1. Select a site. Roses need eight hours of sun to flower well; however in the hot Texas summers, you may want to give them a bit of late afternoon shade. The site should be level and not too close to trees and shrubs that compete for nutrients.

Step 2. Prepare the bed. Clear the site of all weeds and grasses. Loosen the soil down about 12-15 inches and remove any rocks.

Step 3. Check soil pH. Roses are tolerant plants, but they prefer a pH level that is slightly acidic to neutral between 5.5 and 7.0.

Step 4. Check soil drainage. Roses do not like wet feet, and clay soils are slow to dry out.

Step 5. Prepare the soil for planting roses. After the soil has been loosened, remove about half the soil. Into the remaining soil add and mix composted organic matter like peat moss and manure. Add remaining top soil to raise the bed slightly above the site elevation.

Step 6. Plant roses. For a container rose, dig a square hole slightly larger than the container. Add superphosphate to the bottom or the hole according to package directions based on transplant size. Spread the plant roots gently and set the rose bush into its hole. Add soil

around the transplant until the bud union is about two inches above the ground. Tap the soil down gently and firmly around the rose plant.

Step 7. Water-in the newly planted rose to settle the soil. Add more soil if needed to reach the desired soil height. Extra fertilizer is usually not needed in the first year.

