

Here's the Dirt

KIMBERLY MAYER, CEA - HORTICULTURE

Brazoria County

TEXAS A&M
AGRILIFE
EXTENSION

April Happenings

Lots of great volunteer opportunities are happening this month. If you haven't plugged in to one of the events that we will be represented at, be sure to reach out to Andra Halnon or Lisa Woods to see where you might be needed. Remember, that these types of outreach events are a great way to interact with the public and share our knowledge of gardening and our love of all things horticultural. April is also the month that our Interns wrap up their classes. Way to go interns! You're almost there. In fact, several of our interns from the class of 2023 will be certified at this month's general meeting. We hope to see you there.



BEE in the Know

April is Volunteer Month and a great time for me to show my appreciation to all of you for your incredible hard work and dedication to the Brazoria County Master Gardener Association. I hope you all know what a wonderful job you do of representing me and representing Texas A&M AgriLife Extension in our mission to provide science based research to members of our community. Thank you! And Happy Volunteer Month.

What's Growing On...

April Board Meeting
04/11/23 @BEES

April General Meeting
04/14/23 @AgriLife

Master Gardener Intern Classes
04/06/23
04/13/23

Earth Day 04/22

- Keep Pearland Beautiful (KPB) Earth Day - Pearland
- Health & Wellness Fair - Health and Hunger Solutions for Brazoria County - Brazosport College Campus
- Earth Day - Brazosport Museum of Natural Science - Adjacent to Brazosport College Campus

Migration Celebration
04/29-04/30

Here's the Dirt

Nominate a Horticulture Hero

I may have only been here since September 1st, but boy, oh boy have I been impressed by all the hard work, drive, and dedication of our Master Gardeners in Brazoria County. We truly have an amazing group of individuals. I wanted to make sure that we recognize and fully appreciate our volunteers on more than just a yearly basis. That's where this program comes in to play. I would love for you to send me your nominations for a monthly Horticulture Hero. The requirements are simple. Just send me an email with a paragraph explaining why this individual should be nominated for this award. I will make the final decision each month and then award that person at the General Meeting. Some examples could be: above and beyond service at an outreach event, behind the scenes planning and coordinating, or even an outstanding presentation to a local group, The possibilities are endless. Get your nominations to me by April 30th. Email me : kimberly.mayer@ag.tamu.edu



Here's the Dirt

April Horticulture Hero: Sandy Shanks



Let me tell you a little bit about Sandy Shanks. This wonderful lady wears several hats for our organization. One hat that she wears is as our Social Media Guru. If you don't follow us on Facebook...YOU NEED TO! Sandy does a tremendous job sharing posts about Continuing Education opportunities, educational gardening concepts and varieties of plants, as well as advertising for our Plant and Tree Sales. And we can't forget all the cute and funny gardening memes that she comes across. This is easily a part-time job and Sandy is phenomenal at it! I couldn't open Facebook without seeing something about our Plant and Tree Sales. The other reason that Sandy is our Horticulture Hero of the Month is for all of her hard work and leadership during our Plant Sale. Now, Sandy would say that it was a team effort. And indeed it was! But Sandy was the mastermind behind this record-breaking sale that we had and she deserves to be this month's Horticulture Hero. **CONGRATULATIONS, SANDY!**



Here's the Dirt

How to Plant Amaryllis from Seeds

By: Michael Mayfield

Master Gardener

What you will need: seed pods, shallow pot, potting mix, fine sand, clear plastic bag, and water.

Collect seed pods when they are yellow or brown and start to open up. Use seeds as soon as possible or store in a cold place but not frozen. Get a large shallow pot and fill with wet potting mix to 1.5" from top. Open seed pods up and spread seeds over the area. They look like burnt paper. Cover seeds with 1/4" fine sand or less. This is to hold them in place and separate them from the plastic bag. Now cover the pot with clear plastic bag, leaving slack, so bag can be pressed to sand. With the bag on the sand, now fill top of pot with water 1 inch deep. Seeds may take 2-6 weeks to sprout. Keep top full of water and additional water to potting mix should come from bottom. When small green leaves or white roots are seen, make a tent with the bag 3-6" above the pot. Leave the tent on for 2 weeks or more. Small plants should stay in the pot 6-12 months, to allow for bulbs to grow, for transplanting. Flowers may not come for 3 years, depending on growing conditions. Bulbs need to be 1 inch or more to flower. Flowers come from last year's growth, so fertilizing just before blooming does not work, but will help next year's flowers.



Here's the Dirt

Butterfly and Hummingbird Gardening

by: Richard Paul
Master Gardener

How to Find Information on Brazoria County's 87 Butterflies

1. Go to <https://www.butterfliesandmoths.org>
2. Select Species profile at top bar
3. Select Regional Checklists in pull down list
4. Select Species Type, Country, State & County
5. Select Family as desired (i.e. Hesperiiidae) for general information on family or select an individual species for detailed information on that species.




Here's the Dirt

Butterfly and Hummingbird Gardening

by: Richard Paul
Master Gardener

Example Hummingbird & Butterfly Garden





PLANT SELECTION:

- 1. Bee Balm (*Monarda didyma*)
- 2. Canada Lily (*Lilium canadense*)
- 3. Butterfly Bush (*Buddleia davidii*)
- 4. Garden Phlox (*Phlox paniculata*)
- 5. Butterfly Weed (*Asclepias tuberosa*)
- 6. Purple Coneflower (*Echinacea purpurea*)
- 7. Coreopsis "Moonbeam" (*Coreopsis verticillata* "Moonbeam")
- 8. Pincushion flower "Butterfly Blue" (*Scabiosa columbaria* "Butterfly Blue")
- 9. Rattlesnake - curled or flat leaf (*Petrorhagnum crispum*)

BUTTERFLY GARDEN GUIDELINES:

- 1. **DO NOT** use pesticides in your butterfly garden.
- 2. In order to encourage butterflies, you must grow plants that not only feed the adult, but also will feed the larvae (caterpillar). For example, milkweed (*Asclepias*) and parsley (*Petroselinum*) act as "food" for both adult butterflies (flowers) and their caterpillars (leaves).
- 3. Butterflies are attracted to most flowers that provide a place for them to rest while they sip nectar. We were surprised one summer to find butterflies swarming to feed from the lovely lavender blossoms on our chive plants.




Here's the Dirt

Butterfly and Hummingbird Gardening

by: Richard Paul
Master Gardener

Example Monarch Waystation



Plants in the Garden

- | | |
|---|--|
| A - Swamp Milkweed <i>Asclepias incarnata</i> | G - Wild Bergamot <i>Monarda fistulosa</i> |
| B - Butterfly Weed <i>Asclepias tuberosa</i> | H - Showy Black-eyed Susan <i>Rudbeckia fulgida var. speciosa</i> |
| C - Wild Blue Indigo <i>Baptisia australis</i> | I - Prairie Dropseed <i>Sporobolus heterolepis</i> |
| D - Pale Purple Coneflower <i>Echinacea pallida</i> | J - Little Bluestem <i>Schizachyrium scoparium</i> |
| E - Joe Pye Weed <i>Eupatorium purpureum</i> | K - Mountain Mint <i>Pycnanthemum virginianum</i> |
| F - Prairie blazing Star <i>Liatris pycnostachya</i> | L - Rat-Bananae Master <i>Eryngium yuccifolium</i> |

<https://monarchwatch.org/waystations/certify.html>

Here's the Dirt



Upcoming Education

GARDENING IN THE GULF COAST 
2023 PROGRAMS

Bring your gardening questions and problems to our Texas A&M AgriLife Extension horticulture agents and specialists during our online discussion.

APRIL 5, 2023

ROUNDTABLE TOPICS & DISCUSSIONS:
PROPER PRUNING TECHNIQUES FOR WEATHER DAMAGED PLANTS
SPRING GARDENING PREPARATION
WILDFLOWERS

SESSION WILL BEGIN AT 10 A.M.



[REGISTER HERE](#)

Future Program Dates: July 5th, October 4th, December 6th

The members of Texas A&M AgriLife will provide equal opportunities in programs and activities, education, and employment to all persons regardless of race, color, sex, religion, national origin, age, disability, genetic information, veteran status, sexual orientation, gender identity or any other classification protected by federal, state, or local law and will strive to achieve full and equal employment opportunity throughout Texas A&M AgriLife.
The Texas A&M University System, U.S. Department of Agriculture, and the County Commissioners Courts of Texas Cooperating.

Here's the Dirt



**REGISTRATION
OPENS NEXT
MONDAY!**

**ANNOUNCING
2023 TEXAS
MASTER
GARDENER
CONFERENCE
VIRTUAL**

txmg.org/2023-conference

Here's the Dirt



TEXAS A&M
AGRILIFE
EXTENSION

Healthy Lawns

Healthy Waters

Bastrop

Bayou

WATERSHED

May 12th from 8:30am -12:30 pm

Brazoria County AgriLife

Extension Office

21017 County Road 171

Angleton, TX 77515

979-864-1558

kimberly.mayer@ag.tamu.edu

Register Here: <https://hlhw.tamu.edu/workshops/2023/may-12-bastrop-bayou-watershed-brazoria-county/>

Here's the Dirt



Texas A&M AgriLife
Extension Service
21017 County Road 171
Angleton, TX 77515
979-864-1558

<https://brazoria.agrilife.org/horticulture/>

Follow us on Facebook

<https://www.facebook.com/brazoriacountymastergardeners>

**Brazoria County Horticulture - Texas A&M AgriLife Extension
Service**